

Scaled data based on original data using
LM-79-08 Approved Method: Electrical and Photometric Measurements of Solid-
State Lighting Products

Test Report Prepared for
Cooper Lighting Solutions
(formerly Eaton)

Brand: McGRAW-EDISON

Report Number: P144366

Luminaire Tested: **CNC-F01-LED-E1-WQ-7050**

Issue Date: 3/3/2020

Test Information

Test Method: LM-79-08
Report Number: P144366
REPORT IS SCALED FROM IESNA LM-79-08 TEST DATA (P33699)
Test Lab: INNOVATION CENTER-P3
Issue Date: 3/3/2020
Manufacturer: COOPER LIGHTING SOLUTIONS (FORMERLY EATON)
Product Line: MCGRAW-EDISON
Catalog Number: CNC-F01-LED-E1-WQ-7050
Description: CONCISE LED LUMINAIRE
(1) LIGHTBARS WITH AccuLED OPTICS - WIDE TYPE 5 SQUARE
Light Source: (7) 5000K CCT, 70 CRI LEDs
Ballast/Driver: -

Summary

Lumens per Lamp: N/A
Luminaire Lumens: 2619.3 lumens
Efficiency: N/A
Efficacy: 101.1 lumens/watt
Luminous Opening: Rectangular (W 0.17' x L: 1' x H: 0')
IES Classification: Type V - Short - Non-Cutoff
BUG Rating: B2 - U0 - G1

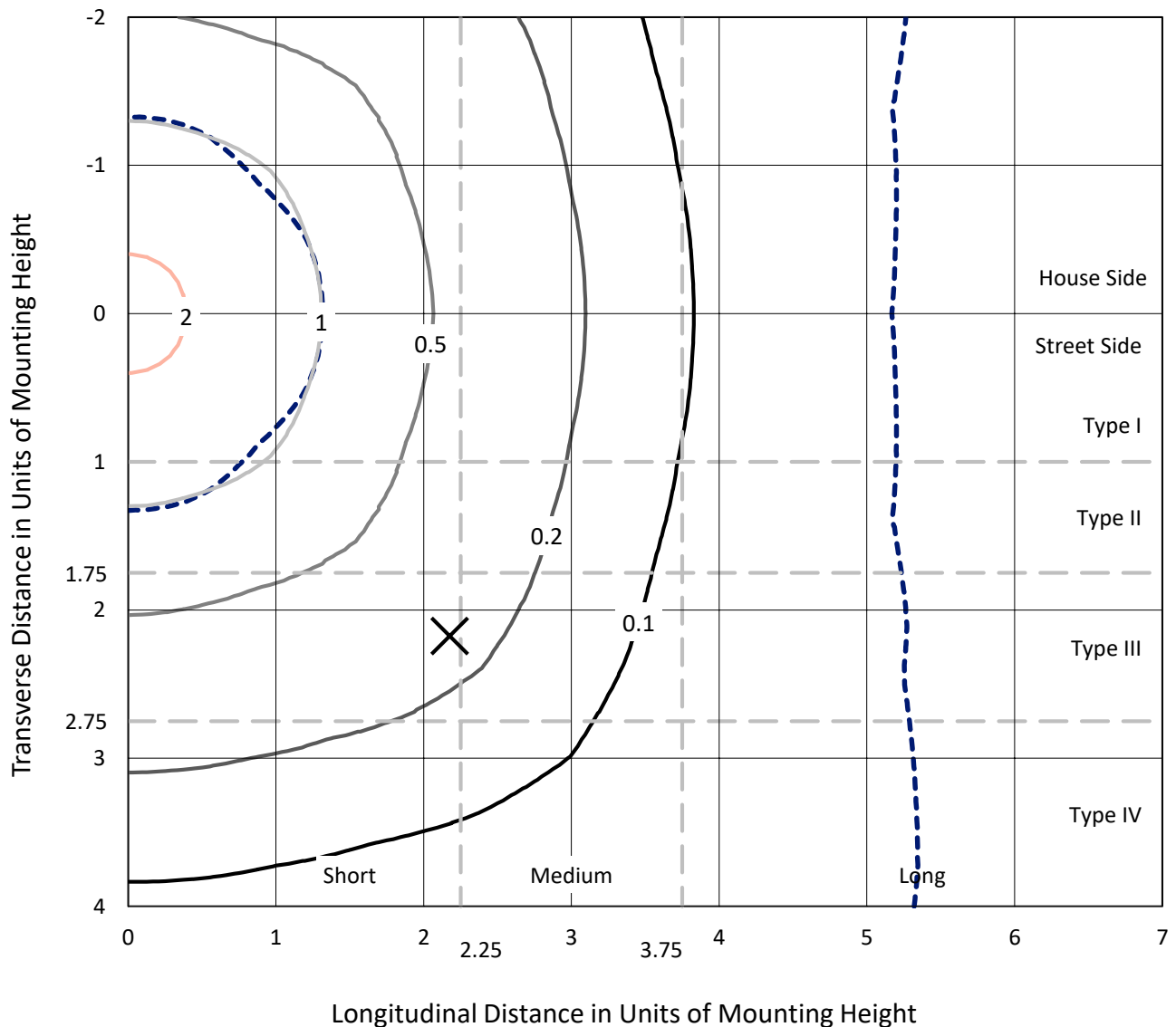
Input Watts (W): 25.9
Input Voltage (V): NR
Input Current (Ain): NR
Voltage Rise (V): NR
Power Factor: NR
Total Harmonic Distortion (THDi): NR
Frequency (hertz): 60
Stabilization Time: NR
Operation Time: NR
Ambient Temperature (°C): NR
Test Distance: 25 FT



REPORT NUMBER: P144366
 CATALOG NUMBER: CNC-F01-LED-E1-WQ-7050

Iso-Footcandle Lines of Horizontal Illumination

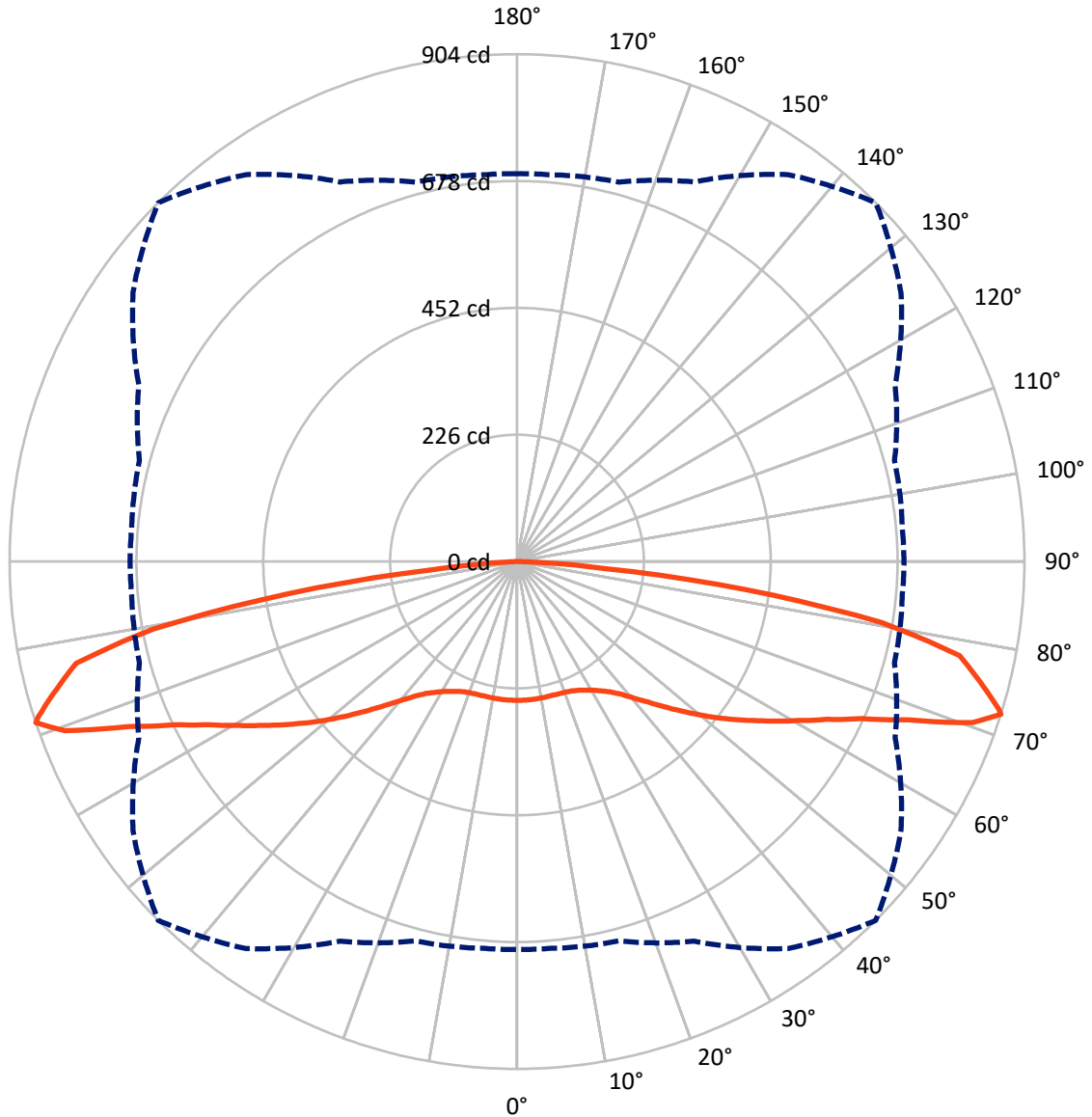
× Max cd
 - - - 1/2 Max cd



Based on 10 foot mounting height. Maximum calculated value = 2.5 fc
 Type V - Short - Non-Cutoff

REPORT NUMBER: P144366
CATALOG NUMBER: CNC-F01-LED-E1-WQ-7050

Luminous Intensity Polar Plot



— Vertical Plane Through 45-Deg Lateral - - - Horizontal Cone Through 72-Deg Vertical

REPORT NUMBER: P144366

CATALOG NUMBER: CNC-F01-LED-E1-WQ-7050

FLUX DISTRIBUTION:

		Downward	Upward	Total
House Side	Lumens	1309.6	0.0	1309.6
	% Fixture	50.0	0.0	50.0
Street Side	Lumens	1309.6	0.0	1309.6
	% Fixture	50.0	0.0	50.0
Total	Lumens	2619.3	0.0	2619.3
	% Fixture	100.0	0.0	100.0

Coefficient of Utilization

ZONAL LUMENS:

Zone	Lumens	% Fixture
0°-10°	23.6	0.9
10°-20°	70.1	2.7
20°-30°	117.8	4.5
30°-40°	179.3	6.8
40°-50°	283.4	10.8
50°-60°	432.9	16.5
60°-70°	634.2	24.2
70°-80°	720.5	27.5
80°-90°	157.4	6.0
90°-100°	0.0	0.0
100°-110°	0.0	0.0
110°-120°	0.0	0.0
120°-130°	0.0	0.0
130°-140°	0.0	0.0
140°-150°	0.0	0.0
150°-160°	0.0	0.0
160°-170°	0.0	0.0
170°-180°	0.0	0.0
0°-90°	2619.3	100.0
0°-180°	2619.3	100.0



REPORT NUMBER: P144366

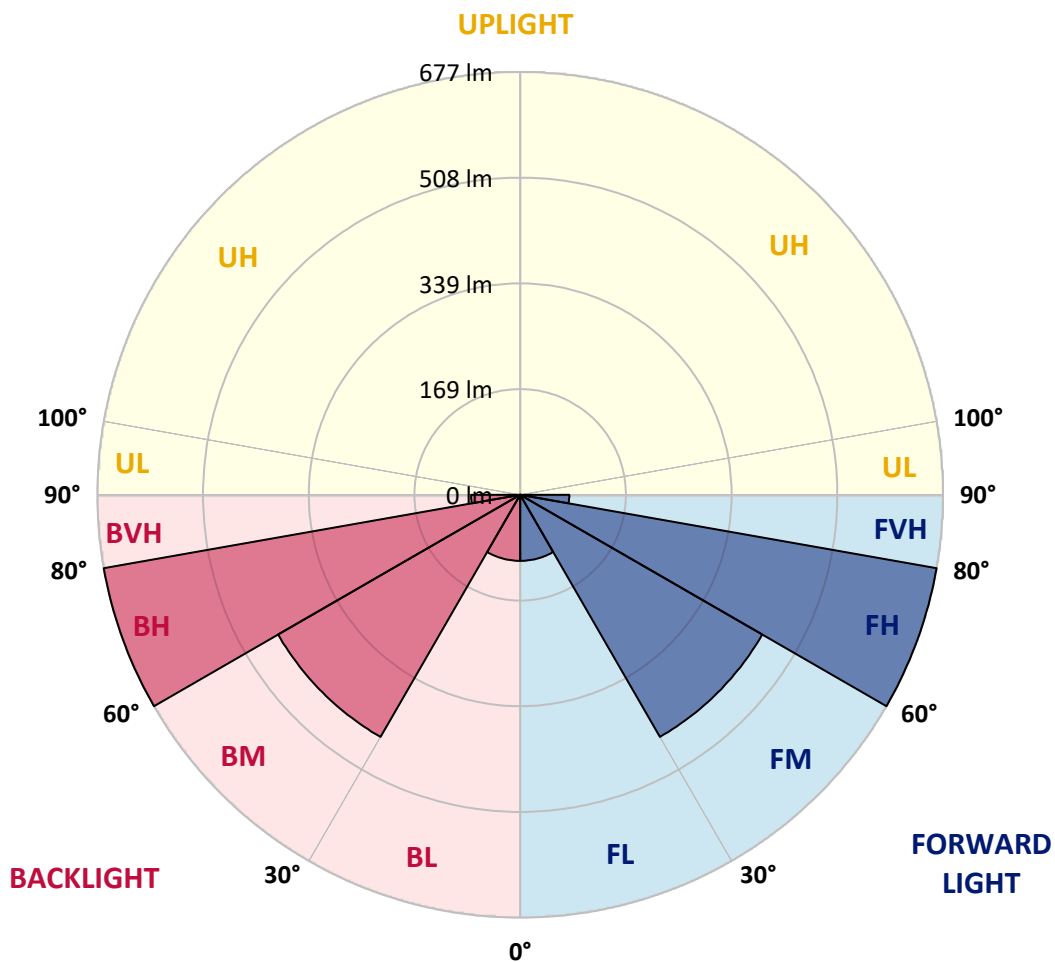
CATALOG NUMBER: CNC-F01-LED-E1-WQ-7050

LUMINAIRE CLASSIFICATION SYSTEM LUMEN TABLE AND BUG RATING:

Zone	Lumens	% Fixture	Zone Rating/Lumen Limit		
			B	U	G
FL (0°-30°)	105.8	4.0			
FM (30°-60°)	447.8	17.1			
FH (60°-80°)	677.4	25.9			G1/1800
FVH (80°-90°)	78.7	3.0			G1/100
BL (0°-30°)	105.8	4.0	B0/110		
BM (30°-60°)	447.8	17.1	B1/1000		
BH (60°-80°)	677.4	25.9	B2/1000		G1/1800
BVH (80°-90°)	78.7	3.0			G1/100
UL (90°-100°)	0.0	0.0		U0/0	
UH (100°-180°)	0.0	0.0		U0/0	

BUG Rating: B2-U0-G1

Type V Short





REPORT NUMBER: P144366

CATALOG NUMBER: CNC-F01-LED-E1-WQ-7050

CANDELA DISTRIBUTION (FULL):

	0°	5°	10°	15°	20°	25°	30°	35°	40°	45°	50°
0°	247.3	247.3	247.3	247.3	247.3	247.3	247.3	247.3	247.3	247.3	247.3
2.5°	247.8	247.8	247.6	247.4	247.4	247.3	247.3	247.3	247.2	247.2	247.2
5°	247.8	247.8	247.6	247.5	247.4	247.2	247.2	247.2	247.2	247.2	247.3
7.5°	247.5	247.6	247.4	247.3	247.3	247.2	247.2	247.2	247.1	247.0	247.0
10°	247.6	248.0	247.7	247.4	247.3	247.2	247.1	246.9	246.9	246.8	246.8
12.5°	247.8	248.1	247.8	247.5	247.4	247.2	247.1	246.9	246.8	246.6	246.6
15°	248.3	248.6	248.3	248.0	247.8	247.5	247.4	247.2	247.0	246.7	246.6
17.5°	248.6	249.0	248.8	248.4	248.2	247.8	247.7	247.6	247.4	247.2	247.0
20°	249.2	249.6	249.4	249.1	249.0	248.8	248.7	248.6	248.4	248.2	248.0
22.5°	250.3	250.6	250.6	250.5	250.5	250.6	250.6	250.6	250.6	250.4	250.2
25°	252.6	252.6	252.8	253.0	253.2	253.4	253.7	253.9	254.0	254.1	253.7
27.5°	256.6	256.9	257.0	257.2	257.6	258.0	258.5	259.0	259.2	259.5	259.1
30°	261.8	261.8	262.0	262.3	263.0	263.8	264.4	265.0	265.4	265.9	265.6
32.5°	268.4	268.8	269.2	269.6	270.5	271.4	272.4	273.4	274.0	274.6	274.2
35°	278.4	279.0	279.4	279.8	280.7	281.6	282.8	284.0	284.4	285.0	284.6
37.5°	292.6	292.7	293.3	293.8	294.4	295.0	296.5	298.0	298.7	299.4	298.8
40°	311.9	312.0	312.1	312.2	312.8	313.4	315.2	317.0	318.2	319.2	318.2
42.5°	334.0	335.0	334.9	334.8	335.2	335.6	337.4	339.2	340.7	342.3	341.7
45°	360.1	359.9	359.6	359.2	360.4	361.5	364.1	366.6	368.0	369.4	368.1
47.5°	386.4	386.2	385.7	385.2	386.4	387.6	391.3	395.2	397.2	399.2	397.0
50°	412.7	413.8	413.1	412.5	414.2	415.9	420.8	425.6	428.5	431.4	429.0
52.5°	441.8	442.5	441.8	441.2	443.5	445.8	451.6	457.2	461.2	465.0	461.8
55°	471.8	470.9	471.3	471.6	473.9	476.1	483.1	490.1	494.8	499.4	495.7
57.5°	500.0	500.3	499.9	499.6	503.0	506.5	515.3	524.2	530.0	535.8	531.2
60°	528.8	528.8	528.0	527.2	530.9	534.7	547.4	560.1	567.7	575.2	568.8
62.5°	561.0	560.8	559.4	557.9	562.3	566.8	582.5	598.3	608.7	619.1	611.3
65°	600.4	599.4	598.5	597.7	602.8	608.0	627.5	647.1	661.2	675.2	665.2
67.5°	658.6	657.8	656.0	654.2	660.0	665.7	690.8	715.8	734.0	752.2	739.0
70°	722.7	721.2	722.4	723.6	736.8	750.0	783.7	817.4	838.8	860.4	838.1
72°	691.1	691.7	695.8	699.8	723.0	746.2	794.0	841.7	872.8	904.0	869.6
72.5°	680.0	680.6	685.2	689.8	712.0	734.0	783.3	832.6	864.8	897.0	861.6
75°	633.2	634.6	640.0	645.4	667.8	690.2	739.9	789.6	820.4	851.3	815.9
77.5°	557.0	561.2	566.6	572.1	598.8	625.5	681.7	737.8	771.9	806.0	765.8
80°	425.0	423.6	432.9	442.3	467.8	493.4	536.8	580.2	619.5	658.8	613.6
82.5°	165.2	168.8	188.3	207.8	234.5	261.2	300.2	339.1	374.4	409.8	372.2
85°	17.0	19.4	26.4	33.4	48.0	62.6	86.2	110.0	133.2	156.4	131.2
87.5°	6.9	7.6	9.7	11.9	12.4	13.0	15.7	18.4	18.3	18.2	17.9
90°	0.0	0.0	0.0	0.0	0.0	0.0	0.0	0.0	0.0	0.0	0.0



REPORT NUMBER: P144366

CATALOG NUMBER: CNC-F01-LED-E1-WQ-7050

CANDELA DISTRIBUTION (continued):

	55°	60°	65°	70°	75°	80°	85°	90°
0°	247.3	247.3	247.3	247.3	247.3	247.3	247.3	247.3
2.5°	247.2	247.3	247.4	247.4	247.4	247.6	247.6	247.5
5°	247.4	247.4	247.4	247.4	247.4	247.6	247.6	247.5
7.5°	247.1	247.1	247.1	247.2	247.4	247.4	247.4	247.3
10°	246.6	246.7	246.8	246.9	247.0	247.1	247.2	247.3
12.5°	246.4	246.5	246.5	246.6	246.8	246.9	247.0	247.2
15°	246.4	246.4	246.5	246.6	246.6	246.8	247.0	247.2
17.5°	246.8	246.7	246.6	246.7	246.8	247.0	247.2	247.3
20°	247.7	247.6	247.4	247.4	247.4	247.6	247.8	247.9
22.5°	249.8	249.4	249.0	249.0	248.9	248.9	249.0	249.0
25°	253.4	252.7	252.0	251.8	251.6	251.5	251.4	251.6
27.5°	258.7	258.0	257.2	256.7	256.2	256.0	255.8	255.8
30°	265.3	264.4	263.5	262.8	262.0	261.6	261.3	261.4
32.5°	273.6	272.6	271.6	270.6	269.6	269.1	268.6	268.7
35°	284.4	283.1	281.9	281.0	280.2	279.5	278.8	279.4
37.5°	298.4	297.2	296.0	295.5	295.0	294.3	293.6	293.8
40°	317.2	316.0	314.8	314.3	313.8	313.0	312.2	312.4
42.5°	341.0	339.3	337.5	336.6	335.8	335.4	335.0	335.3
45°	366.8	365.0	363.2	362.5	361.8	360.8	359.8	360.7
47.5°	394.9	392.6	390.4	389.2	387.9	388.2	388.6	387.8
50°	426.5	422.7	419.0	417.5	416.0	416.0	416.0	415.9
52.5°	458.4	453.2	448.0	446.8	445.5	445.2	444.9	444.5
55°	492.0	485.6	479.2	476.8	474.4	474.8	475.2	476.1
57.5°	526.6	518.1	509.6	507.0	504.2	504.5	504.7	506.2
60°	562.4	551.6	540.7	537.7	534.7	535.5	536.2	537.2
62.5°	603.6	590.4	577.2	573.2	569.2	570.2	571.2	573.6
65°	655.1	638.7	622.2	618.1	613.9	614.4	614.8	619.0
67.5°	725.7	703.8	681.9	678.0	674.2	674.9	675.6	682.4
70°	815.8	783.4	751.0	735.0	719.0	716.5	714.0	717.6
72°	835.1	789.3	743.4	719.9	696.4	692.7	689.0	689.4
72.5°	826.2	779.9	733.6	710.7	687.8	684.9	681.8	681.2
75°	780.4	735.1	689.8	666.2	642.5	636.8	631.0	631.1
77.5°	725.6	668.4	611.2	585.8	560.2	554.3	548.3	543.7
80°	568.3	517.1	465.9	440.0	414.2	404.6	395.0	389.3
82.5°	334.5	287.4	240.3	207.4	174.5	164.7	154.9	141.1
85°	106.0	81.5	57.1	44.6	32.0	25.9	19.8	17.3
87.5°	17.6	14.3	11.0	10.7	10.2	8.0	5.8	4.9
90°	0.0	0.0	0.0	0.0	0.0	0.0	0.0	0.0

(END OF REPORT)